

# Newsletter

Spring Term: Issue 2  
31<sup>st</sup> March 2021

We work together, we play together, we laugh together, we pray together.

## Forthcoming dates

- 19 Apr** Back to School
- 30 Apr** Y4 Class Assembly  
9.30am (via Zoom)
- 3 May** Bank Holiday
- 13 May** Ascension Day
- 14 May** Y3 Assembly  
9.30am (via Zoom)
- 28 May** Y2 Assembly  
9.30am (via Zoom)
- 31 May** Half Term week
- 12 June** Year 4/5 First  
Holy Communion 11am
- 18 June** Year 1 Assembly  
9.30am (via Zoom)
- 21 June** Year 6  
Residential Trip

*Dates may change and be added in  
line with lockdown guidance.*

## Dear Parents,

On this, the last day of a very strange term, I would like to express my thanks to you all for your support and determination. You have engaged with us so open heartedly as we have navigated lockdown and reopening together. Guidance is beginning to change, and we are looking forward to organising trips and visitors next term to enrich the children's learning. May I take this opportunity to wish you and the children a happy and blessed Easter.

**Best wishes, Mrs Griffiths, Headteacher**

## Holy Week

Through assemblies this week, the children have been learning about the humility, service and sacrifice of Jesus Christ on Palm Sunday, Maundy Thursday and Good Friday. They have been exploring these concepts through artwork and reflection, and today took part in a whole school virtual Stations of the Cross service. After the holidays, our assembly will focus on Jesus' resurrection and the children will create 'He is risen' artwork in celebration.



## Get thinking!

Does the way we  
look affect the way  
we behave?

What do you think? Take a  
moment to discuss this at  
home, or with your friends.

## Parents' Association News

Dear Parents,

It was lovely to see so many of you at our Covid compliant outdoor uniform sale last week. First and foremost we were keen for you to get the uniform you needed for the summer term, but we also raised some much needed money for the PA. I was pleased to see that the guidelines have changed regarding school trips and the PA is keen to support the school's summer enrichment programme and to provide each class with a trip as soon as possible.

We're also thrilled to help the school plant a Mary Garden on the roof, with the intention of providing a beautiful sanctuary for prayer and contemplation. If anyone would like to be involved with this project, which would involve working with the RE monitors to design and plant a small area, perhaps to include a statue, please email me at alexc.yates@icloud.com as soon as possible. It would be wonderful if we can get it ready for May. In the meantime I wish you a peaceful and very happy Easter,  
Alex Yates, PA Chair



## Learning Summary

It was agreed as part of the Parent Forum that there would be a fortnightly summary of learning to pinpoint the areas of learning parents might wish to consolidate at home.

### Reception

- Patterns in Maths
- Writing alternative endings for The Gingerbread Man
- Building and testing boats for the gingerbread man to use to cross the river
- Exploring Spring
- Writing instructions for how to make a comfy bed (for the Princess and the Pea)

### Year 1

- English: retelling and sequencing the story 'If all the world were...'
- Maths: Arrays and doubles
- Science: seasons
- RE: Holy week

### Year 2

- Maths: division
- English: explorer diary entries based on a painting by Henri Rousseau
- RE: consecration
- DT: making a model aeroplane
- Topic: creating an aerial map of St Luke's

### Year 3

- Maths: Adding and subtracting lengths
- English: Writing instructions on 'How to wash a prehistoric animal'
- Topic: Discovering the Bronze Age and Iron Age
- Science: Exploring the formation of fossils and making our own 'fossils'
- R.E: Celebrating the Mass: Reflecting on the importance of the Offertory and Consecration and thinking about how we prepare for Holy Communion.

### Year 4

- Maths: Learning to represent tenths and hundredths as decimals; dividing numbers by 10 and 100 with decimal answers
- English: Persuasive writing about 'Lob'. Creating greener spaces in urban areas.
- Topic: Researching and creating an information leaflet on the Amazon Rainforest.
- Science: Insulators and conductors in electricity
- RE: The Resurrection of Jesus: understand what happened on Easter Sunday and reflect on its importance for us

### Year 5

- Maths: Calculating fractions of amounts, using fractions as operators, problem solving: mixed word problems, writing decimals
- English: Newspaper Reports about 'Shackleton's Journey'
- Topic: Similarities and differences between the Arctic and Antarctic
- Science: Investigating gravity and air resistance
- RE: Reconciliation: understand the meaning of sin and reflecting on how sin hurts us, others and our relationship with God

### Year 6

- Maths: Converting between both metric and imperial units of measure.
- English: Writing Newspaper Reports about Macbeth.
- Topic: Arguments for and against dropping the atomic bombs on Japan.
- Science: Investigating conditions best suited to mould growth.
- RE: Understanding the meaning of the resurrection and Jesus' role as the Messiah.

## Absence

If your child is absent and you leave a message on the school's voicemail, please make sure you give details of their illness as this information has to be included in the register.

It is not enough to say they are 'ill' or 'unwell'. Please state whether they have an upset stomach or a cold etc. thank you for your help with this matter. This is especially important during Covid.

## School Uniform

Don't forget that after the Easter holidays, children should return to school wearing full summer uniform. While the weather is still changeable, girls may wear white tights and boys may wear long socks.

Sun caps in the children's house colours are available at the uniform shop. These caps can be worn for break times and lunch play only when the weather is hot. Caps and boaters must still be worn to and from school. The children should leave their sun caps in their tray for easy access each day. These caps are an optional item of uniform but please note that non-uniform sun hats may not be worn at school.

Please can we remind you that jewellery is not allowed, and hair should either be tied back or cut short, otherwise it falls in the children's faces while they are working and also encourages the spread of head lice. Please use the holidays to book a trip to the barbers when they reopen!

Please make sure any items of summer uniform needed for your child are obtained over the holidays.

Our uniform is an important part of the school's identity and one of the reasons you will have chosen our school for your child. Thank you.



## Newman Fund

The Newman Fund is our school charity that allows parents to give a regular amount via banks, building societies or by cheque. This money will be used by the school to pay for ongoing expenses such as the hire of St Luke's park for lunchtime play.

If you do not already give to the Newman Fund, and would like to contribute, please use the forms on the school website to be involved. Your support will make a huge difference to us.

<https://www.oratory.rbkc.sch.uk/parent-involvement/>

## Reception Visit from PC Charles





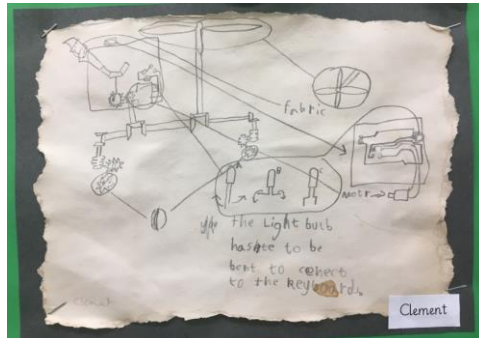
Reception Class thoroughly enjoyed a visit from PC Charles last week, who taught them all about the special objects that help him to do his job. Thank you for helping us PC Charles!

## Super Science Learning in Year 1




Look how intently Year 1 are observing the thermometers during their science experiment last week! They enjoyed finding out about temperature through their practical learning.

## Gliders in Year 2



As part of their topic on inventors, Year 2 have designed their own gliders based on the work of Leonardo Da Vinci. Watch this space to see their models of the Wright brothers' plane in the next newsletter!

## Nerfertiti Collage in Year 5



As part of their learning on Ancient Egypt, Year 5 created collages of Queen Nefertiti using found materials. She looks very regal!