





Reception Class Autumn 2: Transport and Journeys

Come on a magical mystery tour as we discover different modes of transport and explore journeys big and small, near and far.



	Communication and Language	Personal, social and emotional development	Physical development	Literacy	Maths	Understanding the World	Expressive Arts and Design	R.E
Wk 1 & 2 The Train Ride 	<ul style="list-style-type: none"> Discuss the story and share opinions. Join in with predictable parts of the story. <i>I'm the train driver</i>- non-fiction text, discuss what it is like to be a train driver 	<ul style="list-style-type: none"> tally of favourite mode of transport Collaborative play Zones of regulation- considering own feelings <i>The colour monster</i>- recognising our own feelings Circle time- <i>The Worrysaurus</i>- recognising our own feelings 	<ul style="list-style-type: none"> PE: Ball Skills Hands 1 How far does your train travel with one push? Using climbing equipment 	Phonics: <ul style="list-style-type: none"> assessment and revision of gaps Apply Sets 1-3 to reading words with a consonant blend e.g. stop, clap, drip story sequencing Alternative settings/characters for what they see on the journey.	<ul style="list-style-type: none"> Comparing 1,2,3 To know that as we count on, each number is one more than the one before. When we count back each number is one less. <ul style="list-style-type: none"> Composition of 1,2,3 To notice that numbers are made up of smaller numbers. Explore partitioning 2 and 3 in different ways e.g. 3 is the same as 1, 1 and 1.	<ul style="list-style-type: none"> What is Diwali and how is it celebrated? How things move Grouping how modes of transport travel Airport / Aeroplane- home corner/ role-play Floating and sinking Make own boats (junk modelling) and test them with animals from the story. 	<ul style="list-style-type: none"> Making wheeled toys make stick puppets and role play the story Music- Introduce 'beat babies' for rhythm 	<ul style="list-style-type: none"> To think of how we prepare for Advent- Name the 4 candles on the advent wreath.
Wk 3 & 4 Astro Girl/ Look Up 	<ul style="list-style-type: none"> Ask questions about the story Share their opinions of the story and listen to the opinion of others. Repeat key parts of the story. 	<ul style="list-style-type: none"> Collaborative play Zones of regulation- considering the feelings of others Circle time- <i>Me and my fear</i>- my feelings Circle time- <i>Kindness grows</i>- my feeling 	<ul style="list-style-type: none"> PE: Ball Skills Hands 1 Using climbing equipment Bikes and trikes 	Phonics: <ul style="list-style-type: none"> Apply Sets 1-3 to reading and writing words with a consonant blend e.g. stop, clap, drip Apply sets 1-3 to reading and writing words that have two letters making the same sound e.g. hill, rabbit, duck Write/ draw what we want to be when we grow up.	<ul style="list-style-type: none"> Numbers to 5 -4 (<i>witches 4</i>) Counting on and back to 4, matching numerals to amounts, representing 4 as a numeral, drawing or with objects <ul style="list-style-type: none"> Numbers to 5-5 (<i>five little fiends</i>) Counting on and back to 5, matching numerals to amounts, representing 4 as a numeral, drawing or with objects	<ul style="list-style-type: none"> Make puppets and retell the story. Space Beebots- giving each other instructions Walk in St Luke's following simple route 	<ul style="list-style-type: none"> Marbled planets Junk modelling space rockets Aliens love underpants link to art Music- Learning the songs for the nativity- adding actions Music- Call and repeat songs 	<ul style="list-style-type: none"> To know the story of the Nativity (There's a house inside my mummy) To prepare for our Nativity
Week 5 & 6 The Naughty Bus 	<ul style="list-style-type: none"> Ask questions about the story Share their opinions of the story and listen to the opinion of others. Discuss when we have been on buses Role play getting riding on a bus, what would you say to the bus driver? <i>I'm the bus driver</i>- nonfiction text- discuss what it is like to be a bus driver 	<ul style="list-style-type: none"> Collaborative play Circle time- <i>I don't want to wash my hands</i>- Hand washing Making a healthy packed lunch for a journey- fruit salad Circle time- <i>Where does my food go</i>- we are what we eat 	<ul style="list-style-type: none"> PE: Ball Skills Hands 1 Building a boat using large bricks. Bikes and trikes Tracing lines with cars, trains and buses- tuff tray 	Phonics: <ul style="list-style-type: none"> Apply sets 1-3 to reading and writing words that have two letters making the same sound e.g. hill, rabbit, duck, Apply sets 1-3 to reading and writing words that are long e.g. sunset, milkman, and handbag. Lost poster for the naughty bus Sequence the story Where will the Naughty bus go next? 	<ul style="list-style-type: none"> Numbers to 5- one more and 1 less (<i>the very hungry caterpillar</i>) Using five frames to predict how many, if there was one more. Create a 'Naughty Bus' for one more/one less child to get on or off. <ul style="list-style-type: none"> Shapes with 4 sides (<i>square by John Klassen</i>) Notice that squares and rectangles have 4 sides and corners. Recognise these shapes in everyday items.	<ul style="list-style-type: none"> Talking pens Walkie talkies Making a healthy packed lunch for a journey- fruit salad (D.T) Make a route for the Naughty bus Who will help the naughty bus? What is Hanukkah and how is it celebrated? 	<ul style="list-style-type: none"> Make a bus using egg boxes Making the important figures from the Nativity for our Role play area Music- Learning the songs for the nativity- adding actions Music- Learning loud/quiet/high/low /fast slow with simple instruments 	<ul style="list-style-type: none"> To order the story of the Nativity and talk about important people from the story. To think of the journey that Mary and Joseph went on.
Week 7 The Night Before Christmas  Bethlehem stable role play area	<ul style="list-style-type: none"> Drama workshop- The Night Before Christmas Performing part of a poem Sharing ideas during circle time Listening to others during circle time 	<ul style="list-style-type: none"> Collaborative play Christmas preparations as a class and part of the school community Circle time- <i>I really want to share</i>- playing collaboratively Circle time- <i>Apple Tree: a gratitude</i> – appreciating the small things 	<ul style="list-style-type: none"> PE: Ball Skills Hands 1 Den building Climbing Using tweezers to decorate felt Christmas trees with pompoms Using scissors to make angels 	Phonics: <ul style="list-style-type: none"> Apply sets 1-3 to reading and writing words that are long e.g. sunset, milkman, and handbag. Perform part of a poem- 'T'was the Night Before Christmas Letter to Father Christmas 	<ul style="list-style-type: none"> Night and day (<i>The dark, dark tale, Funny Bones</i>) Order night and day and events that happen throughout the day. Measure time in simple ways e.g. sleeps until the weekend, holiday or Christmas. Using sand timers to time tasks and events.	<ul style="list-style-type: none"> Using camera to take photos Making an apple cake- <i>Apple Cake: a gratitude</i> Salt dough decorations. Christmas in the past and now. Winter weather- How should we dress in winter? 	<ul style="list-style-type: none"> Making Christmas angels Making Christmas Hats Finger paint reindeer 	<ul style="list-style-type: none"> The consider what happened when Mary and Joseph arrived in Bethlehem Godly play- Stable role play corner.
New Vocab	Reason, idea, think, first, next, after that, finally, before, when, travel, journey, drive, soar, launch, space, planets, tracks, engine, moons	Fear, excitement, worry, nervous, happy, enjoy, feelings, emotions, kindness, share, grateful, healthy, nutritious	throw, catch, high, low, pinch, cut, snip, trace, follow, build, climb, balance, cup	Segment, blend, order, first, next, after that, finally, lost, find, disappear, chimney, rooftop	four, five, more, less, on, back, square, rectangle, longer, shorter, side, corner, day, night, before, after, next, morning, afternoon, night, yesterday, today, tomorrow	Group, sort, float, sink, heavy, light, airport, aeroplane, route, journey, direction, forward, back, left, right, healthy, unhealthy, first, next, after that, finally, cold, warm, before, now, past.	Cut, fold, build, construct, loud, quiet, volume, high, lo, slow, fast, speed, chorus, beat, rhythm, wheels, turn,	Holy Family, advent, peace, love, hope, joy, angel, shepherd, kings/wise men, Bethlehem, miracle