






Reception Class Autumn 1: All About Me



This term the children will be settling into their new class. We will be learning how to be good friends, what our school is like and finding out about each other's families. We will be going on to think about our bodies, what makes us different and exploring our senses.

| | Communication and language | Personal, social and emotional development | Physical development | Literacy | Maths | Understanding the world | Being Imaginative and Expressive | R.E |
|--|--|---|---|--|--|--|--|---|
| Wk 1, 2 and 3 My New School  | <ul style="list-style-type: none"> Listening to stories and talking about what might happen Listening to stories and talking about what has happened Singing familiar songs Using new words If I had a superpower what would it be? | <ul style="list-style-type: none"> School tour and familiarisation Separating from carer and making friends School and class rules Making new Friends | Gross Motor Skills: <ul style="list-style-type: none"> Walking & Jumping Fine Motor Skills: <ul style="list-style-type: none"> Holding a pencil using the tripod grip. Using a paintbrush. | <ul style="list-style-type: none"> Name writing Mark Making Sequencing stories Phonics Step 1: set 1 (s,a,t,p) Superhero badge making | <ul style="list-style-type: none"> Matching and sorting | <ul style="list-style-type: none"> Dough making Weather Days of the week | <ul style="list-style-type: none"> Self-portraits using a variety of mediums such as paint, pencils and loose parts Jackson Pollack: experimenting using paint Home Corner Role Play | <ul style="list-style-type: none"> Making a prayer table Learning the school prayers Class Saint – Saint Francis of Assisi |
| Week 4 My Differences  | <ul style="list-style-type: none"> Listening to stories and talking about what might happen Listening to stories and talking about what has happened | <ul style="list-style-type: none"> What is special about me? (Thought bubbles I wish I was...) | Gross Motor Skills: <ul style="list-style-type: none"> Walking & Jumping Fine Motor Skills: <ul style="list-style-type: none"> Holding a pencil using the tripod grip. Using a paintbrush. | <ul style="list-style-type: none"> Phonics Step 1: set 2 (i,n,ck,e) Story sequencing | <ul style="list-style-type: none"> Comparing amounts | <ul style="list-style-type: none"> My body Autumn Where are we from in the world- map plotting Exploring our finger prints | <ul style="list-style-type: none"> George Seurat- pointillism inspired Autumn Tree painting Home Corner Role play | <ul style="list-style-type: none"> God made the world |
| Week 5 My Family So Much!  | <ul style="list-style-type: none"> Talking about families Listening to peers Talking about things my family have done and what they do now | <ul style="list-style-type: none"> To know that all families are different To know that friends have different likes how to be kind, share and look after each other | Gross Motor Skills: <ul style="list-style-type: none"> Ball Skills – Hands Fine Motor Skills: <ul style="list-style-type: none"> Holding a pencil using the tripod grip. Using a paintbrush. | <ul style="list-style-type: none"> Phonics Step 1: set 3 (h,r,m,d) Sequence own story | <ul style="list-style-type: none"> Comparing size, mass and capacity | <ul style="list-style-type: none"> Family- different stages of life | <ul style="list-style-type: none"> Caribbean music Home Corner Role play Family portraits using loose parts inspired by Rachel Whiteread 'Story Time' Drawing Family portraits | <ul style="list-style-type: none"> Caring for God's world |
| Week 6 Toys  | <ul style="list-style-type: none"> Ask questions about each other's favourite toys Listen carefully to what other say | <ul style="list-style-type: none"> Identifying and managing emotions | Gross Motor Skills: <ul style="list-style-type: none"> Ball Skills - Hands Fine Motor Skills: <ul style="list-style-type: none"> Holding a pencil using the tripod grip. Using a paintbrush. | <ul style="list-style-type: none"> My favourite/Special toy label/sentence Phonics: Step 1: set 4 (g,o,u,l) | <ul style="list-style-type: none"> Exploring Pattern | <ul style="list-style-type: none"> Sorting toys into different materials Comparing old and new toys | <ul style="list-style-type: none"> Ice cream van role play Designing maps to find Dogger | <ul style="list-style-type: none"> God loves us |
| Week 7 Senses Poetry Link  | <ul style="list-style-type: none"> Learning and Performing a call and response rhyming poem for assembly Listening for rhyming words Describing how things look, feel, smell and taste. | <ul style="list-style-type: none"> Identifying and managing emotions Describing senses when exploring fruit. | Gross Motor Skills: <ul style="list-style-type: none"> Ball Skills – Hands Fine Motor Skills: <ul style="list-style-type: none"> Holding a pencil using the tripod grip. Use tweezers to match coloured pompoms with animals from the Brown Bear | <ul style="list-style-type: none"> Class book of Brown Bear (alternative animals) Labelling parts of the body Phonics step 1: f, b, | <ul style="list-style-type: none"> Representing 1, 2 & 3 | <ul style="list-style-type: none"> Senses Sound walk Describing senses when exploring fruit. Sorting fruit and vegetables | <ul style="list-style-type: none"> Handprint animals | <ul style="list-style-type: none"> God made us special |
| New Vocab | Because Why How Where What When Who | Same Different Talents Special Celebrations | Walk Jog Jump Skip Travel Direction Space Forwards Backwards Sideways | Phoneme Grapheme Letter Word Rhyme | Same Different Match Pairs Sort Order Number Count How many Pattern | Weather Seasons Changes Feel Touch See Hear Smell Taste Map Country Old New Siblings | Straight Wavy Line Thick Thin Experiment Dots Colour Print Loud/quiet Repeat Instrument Rhythm | God Jesus World Saint Light Dark |